



The Sainsbury Library

One of the Bodleian Libraries

FAME

FAME (Financial Analysis Made Easy) is a database that contains financial information for companies in the UK and Ireland. *FAME* contains information on 3.4 million companies, 2.4 million of which are in a detailed format.

Accessing the database

To access the databases, go to the Sainsbury Library website at <http://www.bodleian.ox.ac.uk/business> or on the MySBS intranet at <https://my.sbs.ox.ac.uk/user/login> (for MBS members only) and click on DATABASES.

If accessing this database outside the Oxford network, you will be prompted for your **Single Sign-On (SSO)**

Searching the database

For a quick search use the search box to the top left of the webpage.

The screenshot shows the FAME database interface. At the top, there is a navigation bar with tabs for 'Companies', 'News', 'M&A deals', and 'Industry research'. Below this is a search bar with the placeholder text 'Enter company name, registered number or ticker'. An arrow points to this search bar. To the right of the search bar are links for 'Alerts', 'Settings', 'Help', and 'Contact us'. Below the search bar is a 'Home' button. The main content area is divided into two columns of search criteria, each with a search icon and a 'FIND A CRITERION' button. The left column includes: Company name, Identification numbers, Status, Legal form, Incorporation date, Phone & URL, Location, Industry, Directors, Advisors & auditors, and Ownership. The right column includes: Financials, Number of employees, Ratios, Credit data & CCJs, Mortgage data, Accounts type & availability, Stock data, M&A, Updated, Custom data, and All companies. At the bottom left, there is a checkbox for 'Default home page'. On the right side, there is a sidebar with a 'Go to the list of results' button and a 'Search' section with options for 'New search' and 'Modify current search'. Below this is an 'Analysis' section with various analytical tools like Segmentation, Peer analysis, Aggregation, Statistical distribution, Concentration analysis, Linear regression, and Mailing.

You will be given a list of companies that match your keywords. Click on the relevant company name to view the report.

			Company name	City	Country	NACE code	Cons code	Last year	Op. Rev th EUR Last avail. yr	GUO Name
1.	<input checked="" type="checkbox"/>	<input type="checkbox"/>	SAINSBURY'S SUPERMAR...	LONDON	GB	4711	U1	2009	22,470,427	J SAINSBU...
2.	<input checked="" type="checkbox"/>	<input type="checkbox"/>	J SAINSBURY PLC	LONDON	GB	4711	C1	2009	22,469,303	J SAINSBU...
3.	<input checked="" type="checkbox"/>	<input type="checkbox"/>	SAINSBURY PROPERTY I...	LONDON	GB	4110	U1	2009	121,160	J SAINSBU...
4.	<input checked="" type="checkbox"/>	<input type="checkbox"/>	SAINSBURY PROPCO B LI...	LONDON	GB	6820	U1	2009	97,785	J SAINSBU...
5.	<input checked="" type="checkbox"/>	<input type="checkbox"/>	BL SAINSBURY SUPERST...	LONDON	GB	4110	C1	2009	71,818	J SAINSBU...
6.	<input checked="" type="checkbox"/>	<input type="checkbox"/>	SAINSBURY PROPCO C LI...	LONDON	GB	6810	U1	2009	4,496	J SAINSBU...
7.	<input checked="" type="checkbox"/>	<input type="checkbox"/>	SAINSBURY PROPCO D LI...	LONDON	GB	6810	U1	2009	2,248	J SAINSBU...
8.	<input checked="" type="checkbox"/>	<input type="checkbox"/>	SAINSBURY PROPCO A LI...	LONDON	GB	6820	U1	2009	172	J SAINSBU...
9.	<input checked="" type="checkbox"/>	<input type="checkbox"/>	J SAINSBURY (OVERSEAS...	LONDON	GB	6420	U1	2009	n.a.	J SAINSBU...
10.	<input checked="" type="checkbox"/>	<input type="checkbox"/>	J SAINSBURY DISTRIBUT...	LONDON	GB	5221	U1	2009	n.a.	J SAINSBU...
11.	<input checked="" type="checkbox"/>	<input type="checkbox"/>	SAINSBURY'S CARD SERV...	LONDON	GB		U1	2009		J SAINSBU...

Advanced searching

It's also possible to build lists of companies that meeting multiple criteria by using the criteria on the main search page.

Searching by geographic location

Move the cursor over LOCATION and select from the options that appear on the right. You'll be given a list of options to click on. You may then have the option narrow the criteria further by clicking on the '+' sign to the left of an option; to select an option check the tick box.

Click on OK to the bottom right and the search criteria will be displayed in the Search Strategy box.

Companies News M&A deals Industry research Other BvD prod

Enter company name, registered number or ticker Alerts Settings Help Contact us Log

Home > Search by County

Country Region, Postcode area, City Postcode County Telephone dialling area Address No. of trading addresses

Registered Office address Primary trading address Trading addresses if no primary trading address All trading addresses

Select one or several counties: Number of selected counties: Number of selected companies: 46,1

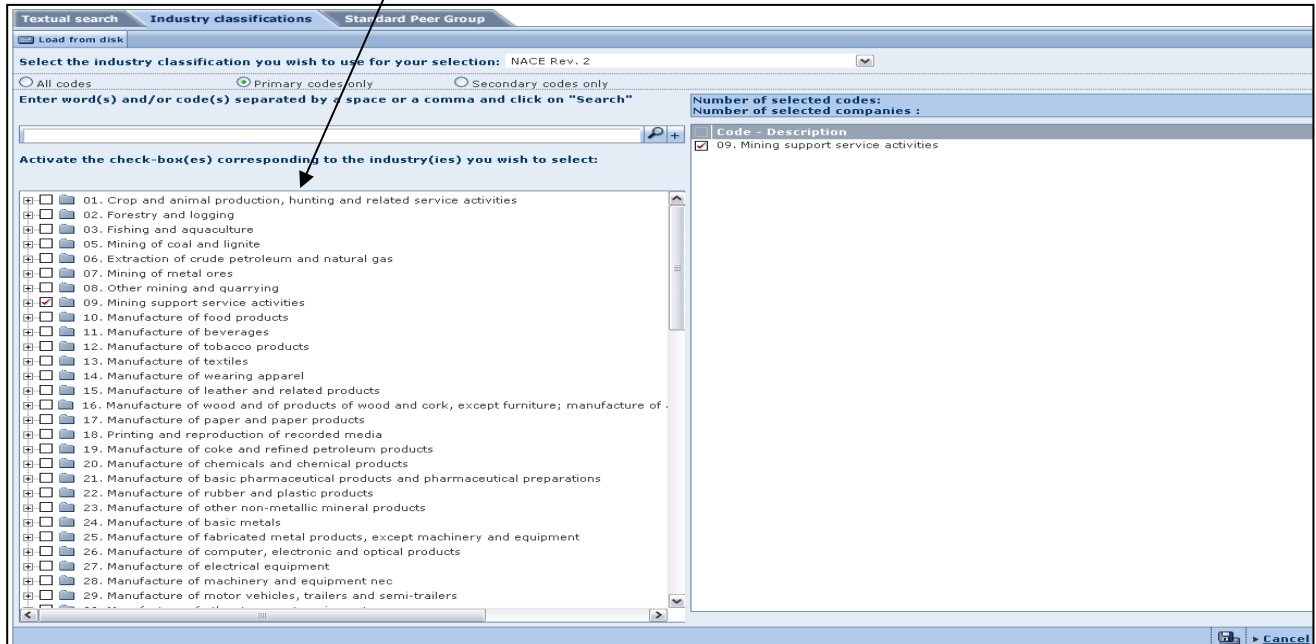
- SOUTH YORKSHIRE
- STAFFORDSHIRE
- STIRLINGSHIRE
- SUFFOLK
- SURREY
- SUTHERLAND
- TIPPERARY
- TYNE AND WEAR
- TYRONE
- WARWICKSHIRE
- WATERFORD
- WEST GLAMORGAN
- WEST LoTHIAN
- WEST MIDLANDS
- WEST SUSSEX
- WEST YORKSHIRE
- WESTMEATH
- WEXFORD
- WICKLOW
- WIGTOWNSHIRE
- WILTSHIRE
- WORCESTERSHIRE

WORCESTERSHIRE

Searching by Activity / Industry

To browse and find industry sectors in *FAME* click on Industry and then UK SIC (2003) Classification.

Click in the check box to the left of the industry that you want and then OK in the bottom right and the search criteria will be displayed in the Search Strategy box.

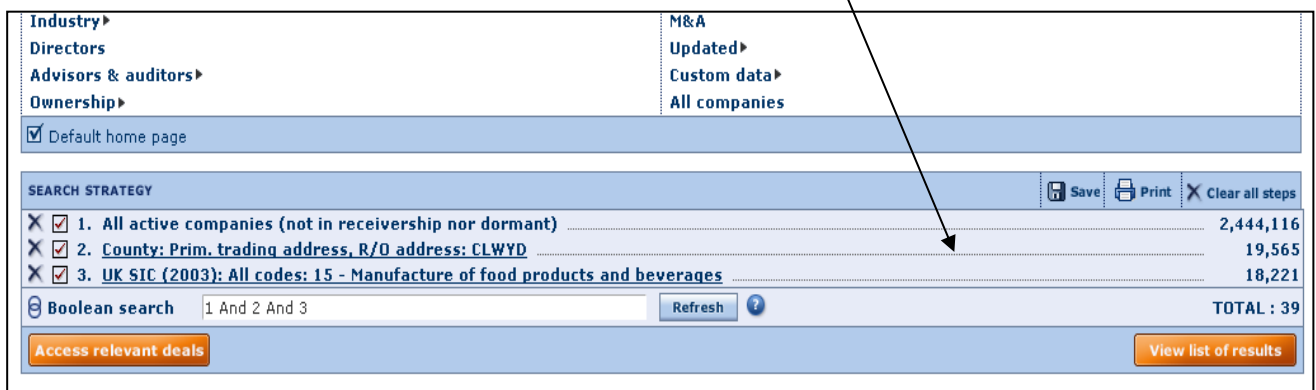


Searching by financial criteria


Select FINANCIALS from the list on the left. Choose from options including Profit and Loss Account, Balance Sheet and Cash Flow Statement. You will then be asked to complete sections including specific variables, parameters for years, currency and maximum and minimum amounts. Click OK to add the search step to the Search Strategy box.

Displaying your list of companies

The number of companies matching the criteria that you have added is shown in the **Search Strategy** box. To display the list of companies click VIEW LIST OF RESULTS.



Exporting and saving reports

To download a report click on  at the top right of the page. Select the version of *Excel* that you want to use and specify whether you want to download the report for the company that you have displayed or the reports for all companies in your list. Finally, click OK to begin the download.