




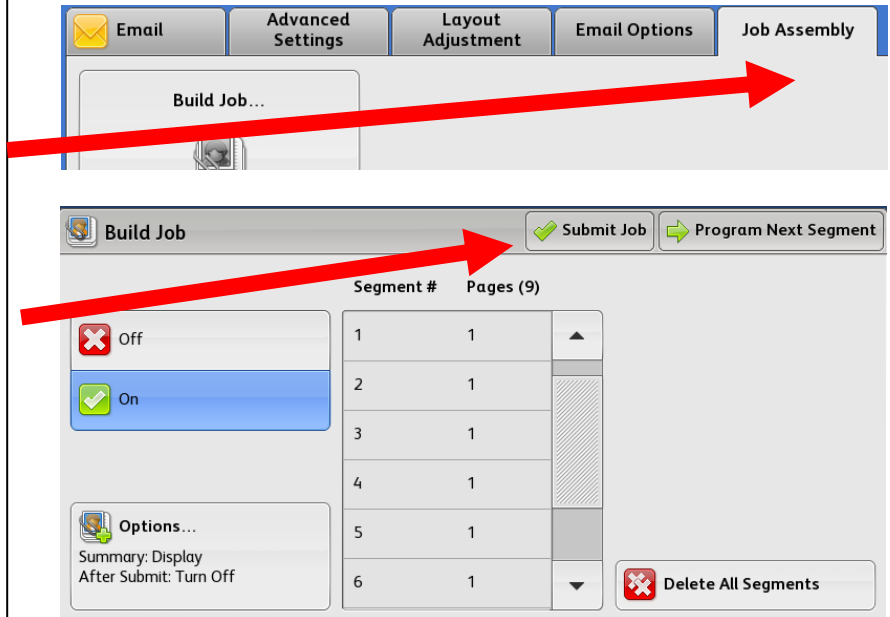
Login and select **Email**

To add another recipient select *Add Recipient*



For scanning chapters and articles:

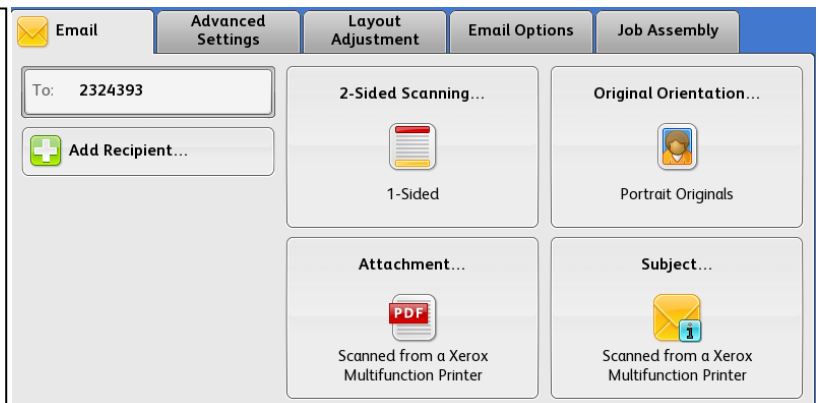
1. Select **Job Assembly** tab.
2. Select **Build Job** and **On**.
3. Begin scanning document by pressing green start button.
4. Select **Submit Job** when completed.
5. The copy will automatically be sent to your email address on file.



For single page and document feeder jobs:

1. Place original document face up on the feeder or face down on the glass
2. Press green start button. The copy will automatically be sent to your email address on file.

Please note if you are not using Job Assembly tab an email will be sent each time the green start button is selected.



There is a size limit to scan to email. If copying a lot of pages, scan to USB.

Please check the scan is successful before leaving the library.