



The Sainsbury Library

One of the Bodleian Libraries

Mergent

Mergent provides financial details for over 25,000 active and inactive global companies. It also has over 300,000 annual reports dating back 10 years and executive profiles.

Accessing the database

To access the databases, go to the Sainsbury Library website at <http://www.bodleian.ox.ac.uk/business> and click on DATABASES.

If you are a member of SBS you can also access the databases at <http://my.sbs.ox.ac.uk/group/library>

If accessing this database outside the Oxford network, you will be prompted for your **Single Sign-On (SSO)**

Searching for companies

It is possible to find companies using either the BASIC SEARCH or ADVANCED SEARCH. Use the BASIC SEARCH to find individual companies by entering your company name into the search box. Then select your company from the options that appear in the drop down list.

Mergent Online

Log Out | Ad version 1.61

Basic Search | Advanced Search | D&B 20 M Plus Private Company Search | Executive Search | Government Filings | Report Search | Ownership | Cost Basis | Bond Search | Risk Analysis | Economics

Select one of the following criteria to begin search by:
(Use * to search within Company Name)
^ require minimum 3-character word to search

- USA Company Database (Active)
- USA Company Database (Inactive)
- International Company Database (Active)
- International Company Database (Inactive)
- D&B Private Company Database

Company Search - Enter symbol or Company Name ^

sainsbury Go

Classification Search - Select one of the criteria

- Primary SIC
- Primary NAICS
- MIC (Mergent Industry Code)

(use code lookup...)

Index

Corporate <Prev T

May

Su	Mo	Tu
5	6	7
12	13	14
19	20	21
26	27	28

Today is Mo

Viewing a company record

Incorporated: United Kingdom
CUSIP: 46624920
CINS: G77732
Auditor: PricewaterhouseCoopers LLP
Legal Counsel: Linklaters
Transfer Agent: Computershare Investor Services PLC, Bristol, United Kingdom
Country: United Kingdom

Sector: Retail - Food & Beverage, Drug & Tobacco
Industry: Grocery stores (SIC 5411)
Industry: Convenience Stores (NAICS 445120)
Number of Employees: 152,000 (Average Staff as of 03/17/2012)
Number of Shareholders: 118,950 (as of 03/17/2012)

Dividend: 1.0381 **Dividend Yield:** 4.5204

Company Details | Executives | Ownership | Company Financials | Equity Pricing | Reports | Filings | News | Competitors | Report Builder

Synopsis | Highlights | History | Business | Property | Subsidiaries | Long Term Debt | Capital Stock | Earnings Estimates | Business Segments

Business Summary
 J. Sainsbury is principally engaged in grocery and related retailing. Co. is organized into three operating divisions: retailing (supermarkets, convenience and online); financial services (Sainsbury's Bank joint venture); and property investments (British Land joint venture and Land Securities joint venture). Co. jointly owns Sainsbury's Bank with Lloyds Banking Group and has two property joint ventures with Land Securities Group PLC and The British Land Company PLC. Co.'s stores offer around 30,000 products and Co. offers complementary non-food products and services in many of its stores. Co. also offers internet-based home delivery shopping service to U.K. households.

Pricing Summary
 Time Period: 1 week
J. Sainsbury PLC Price
 Share price (million) vs Time (05/13/2013 to 05/19/2013)

Key Executives
[Justin King](#), Chief Executive Officer
[John Rogers](#), Chief Financial Officer
[Darren Shapland](#), Director
[Mike Coupe](#), Director
[Gwyn Burr](#), Executive Member

Key Financials
 (In GBP as of 09/29/2012)
Income Statement
Balance Sheet
 Total Assets: 12,676m
 Total Liabilities: 7,175m

You will see a webpage with an overview of your company. Use the tabs and links along the top of the page to see more detailed information about financials, executives, competitors, annual reports etc. The REPORT BUILDER tab allows you to build a customized report for a company.

Advanced search

The advanced search allows you to build lists of companies by various criteria. So for example, you may want to create a list of companies with a head office within a particular country by industry and by turnover.

Mergent Online | Log Out | Administration | Contact Us | Help version 1.61 | 5/31/2013 12:43:01 PM

Basic Search | **Advanced Search** | D&B 20 M Plus Private Company Search | Executive Search | Government Filings | Report Search | Ownership | Cost Basis | Bond Search | Risk Analysis | Economics

Select one of the following criteria below to create your screen: (Load a previous Search)


1) Select Target Universe
 USA Company Database (Active) International Company Database (Active)
 USA Company Database (Inactive) International Company Database (Inactive)
 D&B Private Company Database

* indicates searchable in private database
 ^ require minimum 3-character word to search (use * for partial text search)

Country Profile
 Looking for country Statistical Data with Country Map?
 Select a country from the list
 Select a Country

Corporate Information	Executives	Financials	Industry Codes	Pricing	Ratios	Textual Search	Index
Select All Criteria Reset Please click ">>> submit" button to execute search	<input type="checkbox"/> Company Name ** <input type="checkbox"/> State * <input type="checkbox"/> City * <input type="checkbox"/> Zip Code * <input type="checkbox"/> Year Incorporated/Founded * <input type="checkbox"/> Stock Exchange <input type="checkbox"/> State of Incorporation * <input type="checkbox"/> Country of Incorporation *						

Use the tabs on this webpage to select criteria under the sections Corporate Information, Executives, Financials, Industry codes etc.

Within each of the headings click on the  symbol which will then provide options to select in a drop down menu or a keyword search as below.

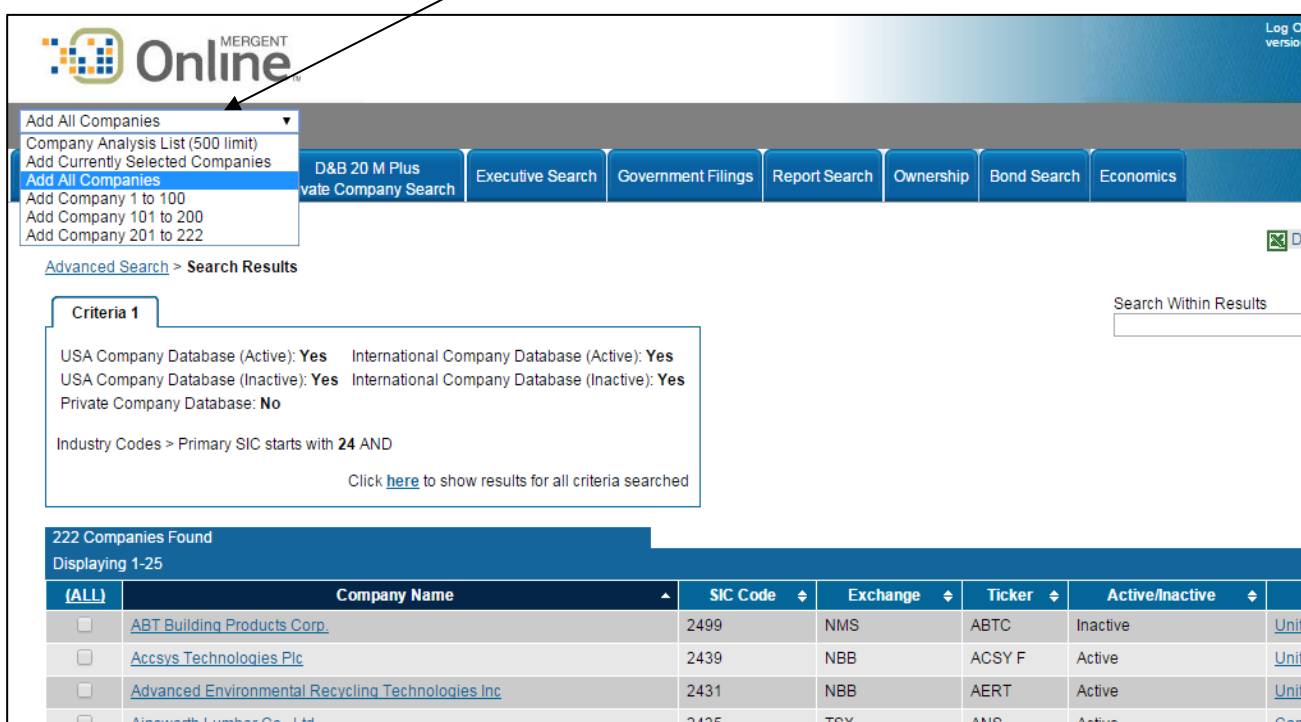
<input type="checkbox"/> Stock Exchange	<input type="checkbox"/> Transfer Agent
<input type="checkbox"/> State of Incorporation *	<input type="checkbox"/> Auditor
<input type="checkbox"/> Country of Incorporation *	
X Primary NAIC * Use NAIC Lookup	445 <input type="button" value="submit"/> 274 Matches <input type="button" value="and"/> Save / View
X Stock Exchange London	<input type="button" value="submit"/> 3 Matches <input type="button" value="and"/> Save / View

When you have made your selections click on VIEW to see a list of your companies with hyperlinks to their full record. You can then download the list to Excel or data from the individual company records.

Refining your list with additional data columns

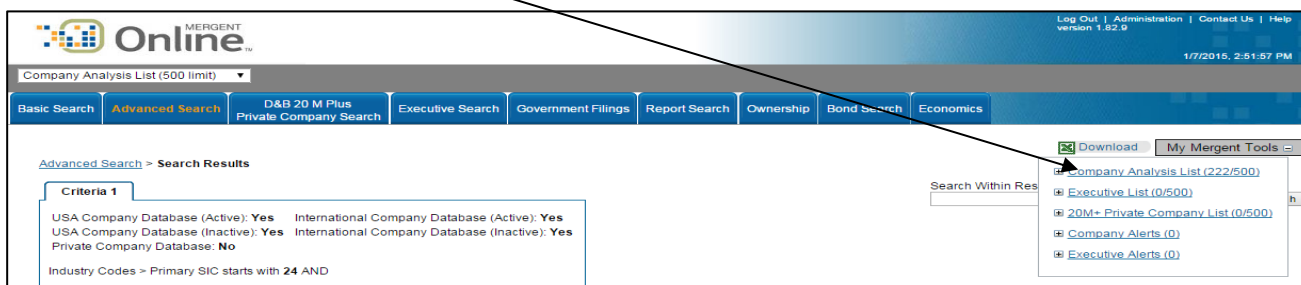
Create your list and click on VIEW as above.

Click on the drop down box to the top left to select which companies you want to refine your list for.



The screenshot shows the Mergent Online interface. At the top left, a dropdown menu is open, listing options: "Add All Companies", "Company Analysis List (500 limit)", "Add Currently Selected Companies", "Add All Companies", "Add Company 1 to 100", "Add Company 101 to 200", and "Add Company 201 to 222". The "Add All Companies" option is selected. Below the menu, the search results are displayed under "Criteria 1". The criteria include: "USA Company Database (Active): Yes", "International Company Database (Active): Yes", "USA Company Database (Inactive): Yes", "International Company Database (Inactive): Yes", and "Private Company Database: No". The industry codes are "Primary SIC starts with 24 AND". A link "Click here to show results for all criteria searched" is provided. Below the criteria, it states "222 Companies Found" and "Displaying 1-25". A table of results is shown with columns: Company Name, SIC Code, Exchange, Ticker, and Active/Inactive. The first few rows are: ABT Building Products Corp. (SIC 2499, NMS, ABTC, Inactive), Accsys Technologies Plc (SIC 2439, NBB, ACSY F, Active), Advanced Environmental Recycling Technologies Inc (SIC 2431, NBB, AERT, Active), and Ainsworth Lumber Co. Ltd (SIC 2435, TSX, ANS, Active).

Then click on the COMPANY ANALYSIS LIST to the top right underneath My Mergent Tools.



The screenshot shows the Mergent Online interface with the "My Mergent Tools" dropdown menu open. The menu items are: "Download", "Company Analysis List (222/500)", "Executive List (0/500)", "20M+ Private Company List (0/500)", "Company Alerts (0)", and "Executive Alerts (0)". The "Company Analysis List (222/500)" option is highlighted. The background shows the same search results as the previous screenshot.

Select the companies that you want and also the data items that you want to view by moving them to the right boxes using the central arrows.

The screenshot shows the Mergent Online interface for creating a Multiple Company Report. On the left, under 'My Mergent Tools', there is a 'Company Analysis List (222)' containing a scrollable list of companies with checkboxes. Below this is a 'Select Data Items' section with categories like 'Company Details', 'Pricing Information', 'Company Financials', 'Executives', 'News', and 'Competitors'. In the center, there are two sets of arrows: a top set with '>', '>>', '<<', and '<' buttons, and a bottom set with '>>', '<', and '<<' buttons. On the right, there are two empty boxes labeled 'Multiple Company Report' and 'Report Items'. At the bottom, there is a 'Select a format' dropdown menu and a 'Create Multiple Company Report' button. Arrows from the text above point to the central arrow sets.

Finally click on the drop down box and select a format before clicking on CREATE MULTIPLE COMPANY REPORT.

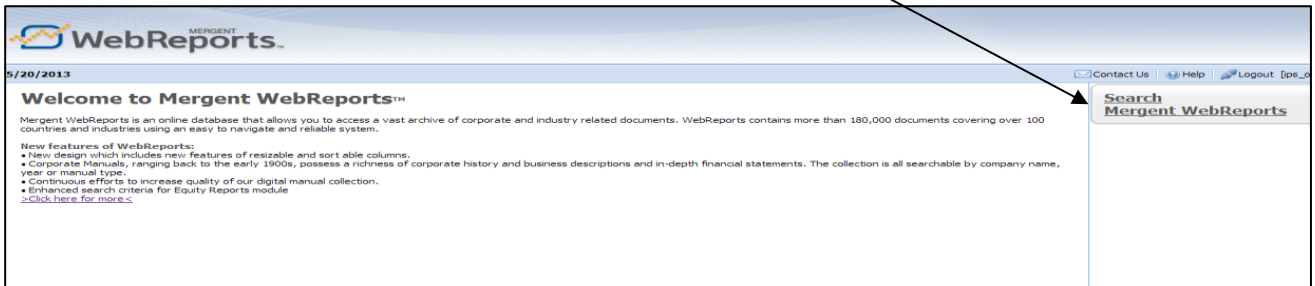
Further search options

The tabs at the top of the webpage offer further more specific search options where you can search for private companies, executives, government filings and industry or equity reports for example. These options allow you to build lists of results by selecting criteria in the same way as the ADVANCED SEARCH.

The screenshot shows the Mergent Online navigation bar. It features a row of search tabs: Basic Search, Advanced Search, D&B 20 M Plus Private Company Search, Executive Search, Government Filings, Report Search, Ownership, Cost Basis, Bond Search, Risk Analysis, and Economics. The top right corner contains links for Log Out, Administration, Contact Us, and Help, along with the version number 1.01 and the date/time 6/8/2013 10:41:11 AM.

Mergent WebReports

The university also has access to *Mergent WebReports* which is accessible from the Databases section of the Sainsbury Library intranet. Click SEARCH MERGENT WEBREPORTS to search the database.



Use the tabs along the top of the webpage to search for Moody's manuals dating from 1909 as well as an archive of older annual reports and EDGAR filings.

